

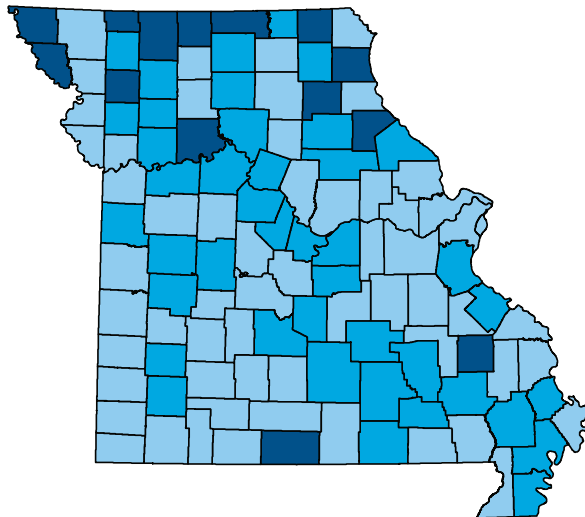
2017 STATE HOUSING PROFILE

Missouri

Senators: Claire McCaskill and Roy Blunt
 Many renters in Missouri are extremely low income (ELI), i.e. households with income less than the poverty guideline or 30% of area median income (AMI), whichever is higher. Across the state, there is a deficit of rental homes both affordable and available to ELI households, many of whom face significant housing cost burdens.

Last updated: 6/14/17

AFFORDABLE & AVAILABLE HOMES FOR ELI RENTER HOUSEHOLDS

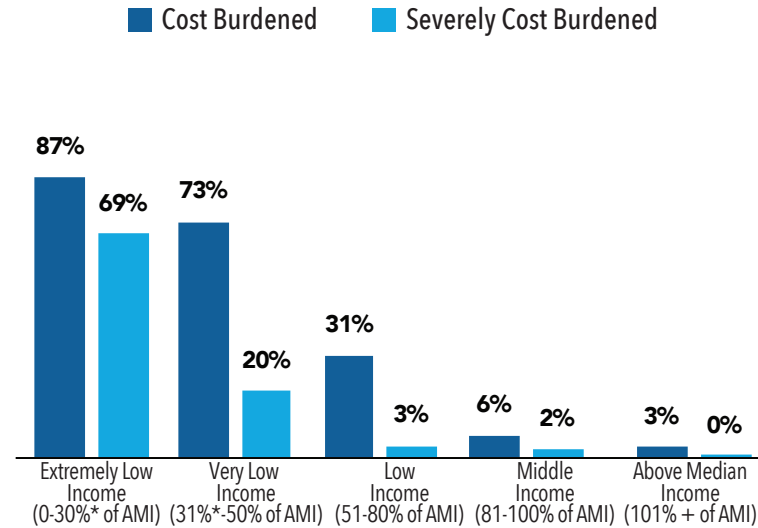


■ Less than 40 homes per 100 ELI households
■ Between 40 – 65 homes per 100 ELI households
■ More than 65 homes per 100 ELI households

Source: NLIHC tabulations of 2009-2013 Comprehensive Housing Affordability Strategy (CHAS) data.


HOUSING COST BURDEN BY INCOME GROUP

Renter households spending more than 30% of their income on housing costs and utilities are cost burdened; those spending more than half of their income are severely cost burdened.



Source: NLIHC tabulations of 2015 American Community Survey Public Use Microdata Sample (PUMS) housing file. Note:*Or poverty guideline, if higher.

AFFORDABLE AND AVAILABLE HOMES PER 100 RENTER HOUSEHOLDS



Source: NLIHC tabulations of 2015 American Community Survey Public Use Microdata Sample (PUMS) housing file. Note:*or Poverty Guideline, if Higher.

KEY FACTS

34%

Households in this state that are renters

219,372

OR

27%

Renter households that are extremely low income

\$24,250

Maximum state level income for a 4-person household

125,578

Shortage of homes affordable and available for extremely low income renters

\$15.67

State Housing Wage

The hourly amount a full-time worker must earn to afford a two-bedroom rental unit at HUD's Fair Market Rent